

What you need

Coloured paper


Pinking shears
or scissors

Pencil crayons,
markers or crayons


Hole punch

Ribbon or thick yarn


Cut a card from brown paper
using pinking shears.



Using a hole punch, make a series of
holes around the edges of the card.



String ribbon or yarn through
the holes. Tie the ends in a bow.



Write a message or draw a picture
on your lovely card.

