

## What you need

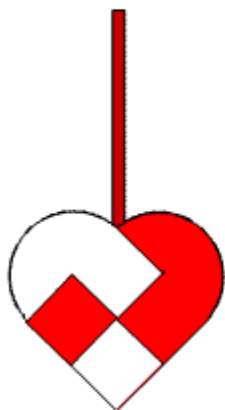
Construction paper

Scissors

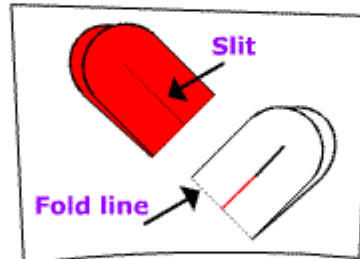
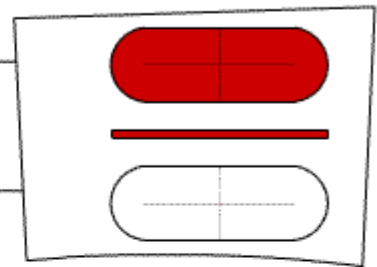
Pencil

Glue

A long length  
of colourful yarn

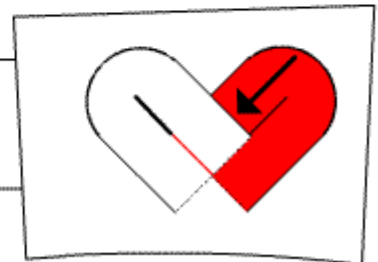


Print the patterns.

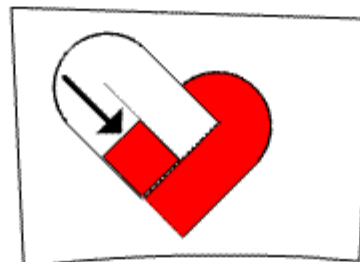


Fold pieces along the fold lines  
and cut the center slits.


Take the top red strip and slip it  
through the top white strip.




Open the top red strip and slip  
the bottom white strip through  
the red strip.



Open the bottom red strip and slip  
the top white strip through it.



Open the bottom white strip and slip  
the bottom red strip through it.



Glue the ends of the handle piece  
to the heart to form a basket.

