

# VALENTINE'S DAY CARD

## What you need

Coloured paper

Scissors


Pencil crayons,  
markers or crayons

Glue


Cut a paper heart.




Cut one strip of paper.  
Fold it fan style.



Draw a flower. Cut it out.  
Glue the flower to the strip.



Glue the folded strip with the  
flower to the inside of the card.



Write a message on your card.

