

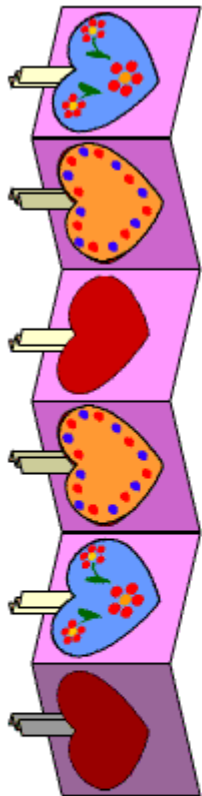
## What you need

Construction and coloured paper

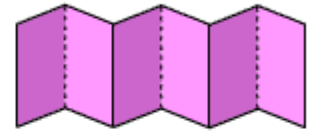
Scissors

Pencil crayons, markers or crayons

Glue



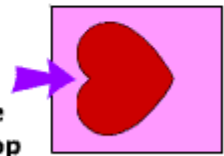
Fan-fold a long piece of construction paper in wide accordion folds.



Cut enough paper hearts, flowers, or other symbols to put one on each face of your card.


Put a line of glue around the sides and bottom of the back of each heart and attach it to one of the card faces.

Leave the top of each heart open to form a little pocket.




Cut small squares of paper, one per heart pocket. Write messages on each square with coloured pencils.

Fold the messages.



Place your messages in the heart pockets.



Fold the card and deliver it to someone you love!

